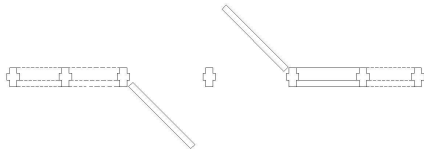
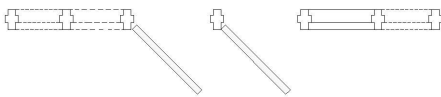
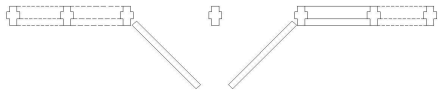
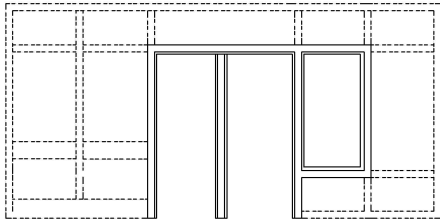
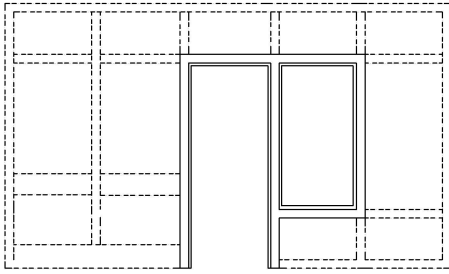


SIDE LITE FRAMES - GLAZED OR PANELED



PRODUCT

Fire door frame with side panels or lights and optional transom panels or lights, used with 1-3/4" (44 mm) thick fire doors swinging singly, in pairs, contra-swing or double egress configurations. Side lights with labeled wired glazing provide up to a 3/4 Hour fire protection rating. With some labeled laminated or non-wired glazing materials, side lights are available up to 1-1/2 Hours fire protection rating. Refer to glazing manufacturers listings for additional information. Side light frames incorporating only solid panels are available up to 1-1/2 Hours fire protection rating.

MAXIMUM OVERALL-ALL UNIT SIZE

Drywall Partitions: 12'10" x 11'4" (3912 x 3454 mm)
All Other Partitions: 13'6" x 12'0" (4115 x 3658 mm)

MAXIMUM DOOR OPENING

Singles: 4'0" x 10'0" (1219 x 3048 mm)
Pairs: 8'0" x 10'0" (2438 x 3048 mm)

MAXIMUM LEAF SIZE

4'0" x 10'0" (1219 x 3048 mm)

MAXIMUM INDIVIDUAL PANEL SIZE

Transom: 96" x 48" (2438 x 1219 mm)
Side: 36" x 54" (914 x 1372 mm)

MAXIMUM INDIVIDUAL SIDE OR TRANSOM LIGHT SIZE

Refer to "Representative Types of Fire Door Frame Product."

GLAZING

Refer to "Representative Types of Fire Door Frame Product."

PANEL MATERIAL

Minimum 0.032" (0.8 mm) thick hot rolled, cold rolled, galvanized, galvanized or Type 430 stainless steel laminated to each face of an approved core.

MULLIONS

Vertical mullions for between the door applications are optional and may be welded or removable. All other mullions shall be welded. Doors shall not be hinged off removable mullions.

ANCHORS

Anchors are available for new or existing masonry, poured concrete, structural steel, wood and steel stud partitions.

SPECIFICATIONS

Side light frames shall be fabricated from hot rolled, cold rolled, galvanized, galvanized or stainless steel. Refer to "Profiles for Fire Rated Frame Products."

PROFILES

Single or double rabbet jambs, heads, mullions and sills. Mullions (not surrounding doors) and sills, maybe recessed from perimeter members.



150 Division Drive
Wilmington, NC 28401
www.CustomMetalProductsNC.com

Revised 051707

Phone: 866-893-3338
Fax: 866-963-1355
Info@CustomMetalProducts.bz