
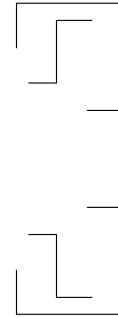
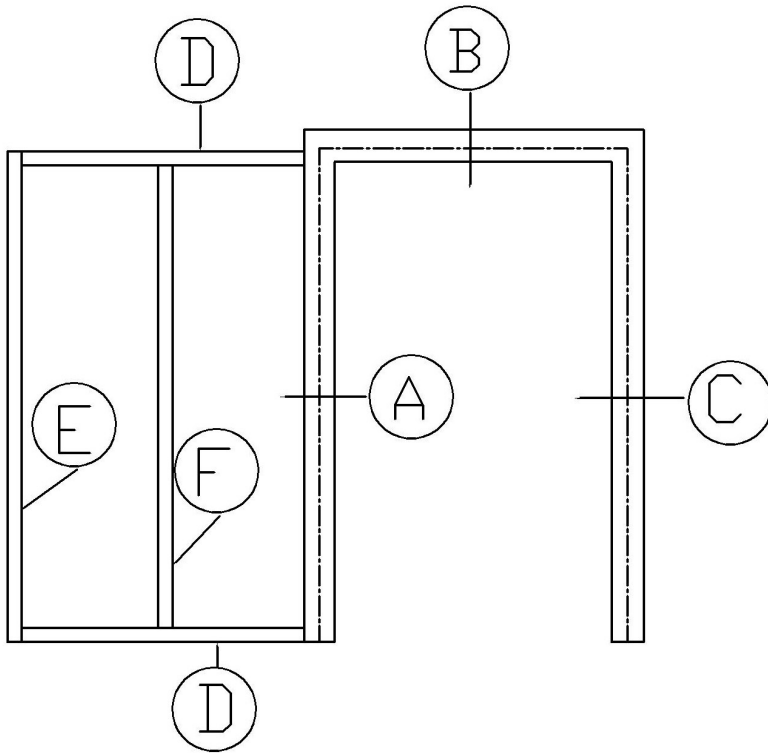
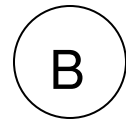
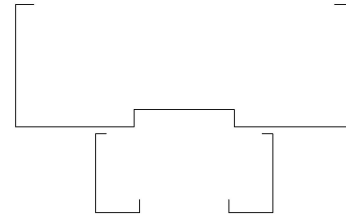


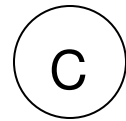
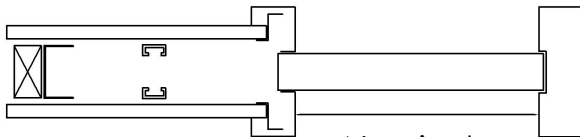
# POCKET DOOR FRAME WITH SUB FRAME



Receiver Jamb

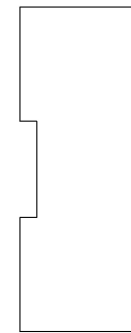


Head



Strike Jamb

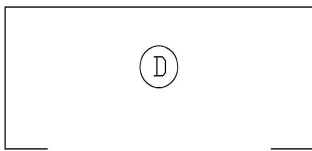
Nominal  
Door Size  
Single -1"  
Pairs -2"



$3\frac{5}{8}$ "

$3\frac{5}{8}$ "

$1\frac{1}{2}$ "

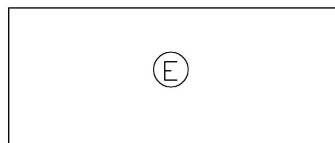


$1\frac{1}{2}$ "

Head & Sill Sections  
(-4 Bends)

$1\frac{1}{2}$ "

$1\frac{1}{2}$ "



End Jamb Sections  
(-2 Bends)

$1\frac{1}{2}$ "

$\frac{5}{8}$ "



$\frac{5}{8}$ "

Vertical Jamb Sections  
(-4 Bends)



150 Division Drive  
Wilmington, NC 28401  
www.CustomMetalProductsNC.com  
Revised 032007

Phone: 866-893-3338  
Fax: 866-963-1355  
Info@CustomMetalProducts.bz