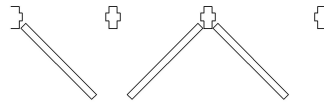
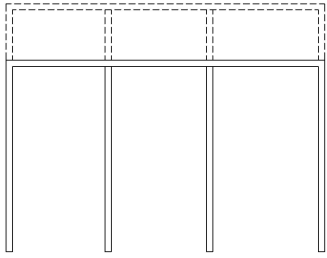


MULTIPLE OPENING FRAMES AND TRANSOM FRAMES



PRODUCT

1-1/2 Hour (maximum) fire door frames and transom frames used with 1-3/4" (44 mm) thick fire doors, swinging in combinations of singles, pairs, contra-swing and/or double egress configurations.

MAXIMUM DOOR & PANEL OPENING

Singles: 4'0" x 8'0" (1219 x 2438 mm)
Pairs and Double Egress: 8'0" x 8'0" (2438 x 2438 mm)

MAXIMUM LEAF SIZE

4'0" x 8'0" (1219 x 2438 mm)

MAXIMUM OVER-ALL UNIT SIZE

12'8" width x 8'4" height (3861 x 2540 mm) frames
12'8" width x 10'0" height (3861 x 3048 mm) transom frames.

MULLIONS

Vertical mullions at doors maybe welded or removable for either between or behind the door applications. Doors shall not be hinged off removable mullions. Horizontal and vertical transom mullions must be welded.

TRANSOM MATERIAL

Refer to "Representative Types of Fire Door Frame Product."

ANCHORS

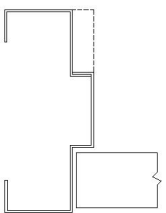
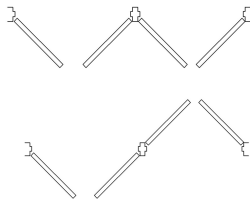
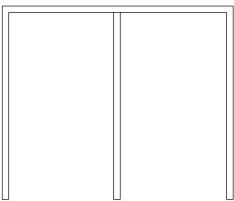
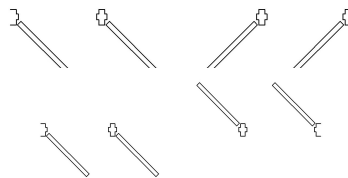
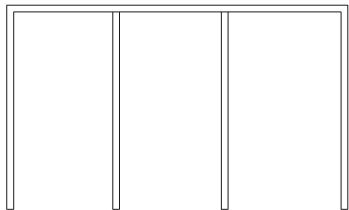
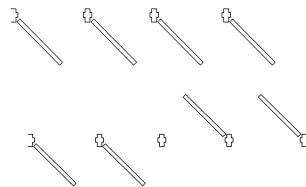
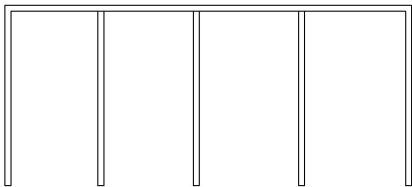
Anchors are available for new or existing masonry, poured concrete, structural steel, wood and steel stud partitions.

SPECIFICATIONS

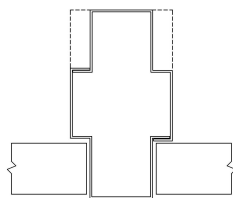
Frames shall be fabricated from hot rolled, cold rolled, galvanized, galvanized or stainless steel. Refer to "Profiles for Fire Rated Frame Products."

PROFILES

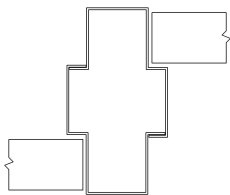
Single or double rabbet jams, heads and mullions.



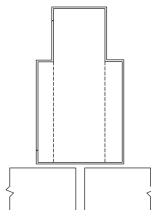
Jamb or Head



Welded or Removable
Mullion Between Doors



Welded or Removable
Contra-Swing Mullion



Welded or Removable
Mullion Behind Doors



150 Division Drive
Wilmington, NC 28401
www.CustomMetalProductsNC.com

Revised 041907

Phone: 866-893-3338
Fax: 866-963-1355
Info@CustomMetalProducts.bz