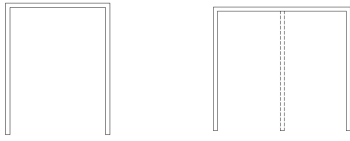
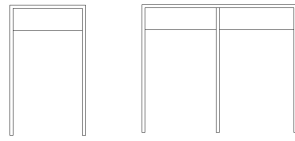


REPRESENTATIVE TYPES OF FIRE DOOR FRAME PRODUCT

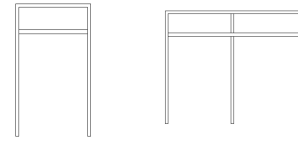
3 Hour




Three Sided Frames
(Center Mullion Optional)



Frames with 1-3/4" (44 mm) Hollow
Metal Panels (no transom bar)

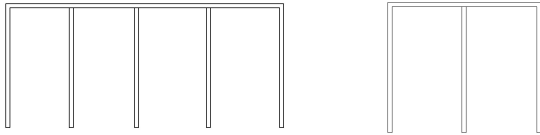


Transom Frames with 1-3/4" (44 mm)
Hollow Metal Panels or 3/8" to 3/4" (9.5
to 10 mm) Solid Panels

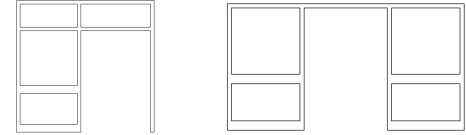


Panel at
Head
of Frame

1-1/2 Hour and 1 Hour

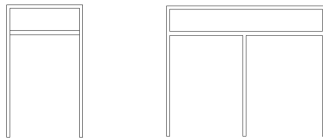


Multiple Opening Frame Assemblies
(Combinations of Singles and/or Pairs)




Side Light Frames with 3/8" to 3/4" (9.5 to 19 mm)
Solid Panels or Labeled Glazing Materials

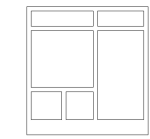
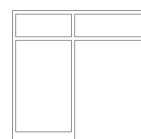
3/4 Hour and 1/3 Hour (No Hose Stream) Any 3, 1-1/2 Hour Frame Assembly plus:



Transom Frames with Labeled Glazing
Materials



Side Light Frames with Labeled Glazing Materials and/or Panels



Windows with
Labeled Glazing
Materials

LABELED MATERIALS FOR TRANSOM, SIDELIGHT AND WINDOW ASSEMBLIES (from NAAMM/HMMA)

This table summarizes by fire endurance rating, the maximum individual areas, widths and heights of commercially available materials labeled by either UL or WHI for use in transom, sidelight and window assemblies. Users are advised to consult individual glazing manufacturer's listing for specific limitations, restrictions and requirements.

Labeled Material		3 Hours	1-1/2 Hours	1 Hour	3/4 Hour	1/3 Hour (a)
Panels	Area	4608 in ² (2.97 m ²)	4608 in ² (2.97 m ²)	4608 in ² (2.97 m ²)	4608 in ² (2.97 m ²)	4608 in ² (2.97 m ²)
	Width	96" (2438 mm)	96" (2438 mm)	96" (2438 mm)	96" (2438 mm)	96" (2438 mm)
	Height	48" (1219 mm)	48" (1219 mm)	48" (1219 mm)	48" (1219 mm)	48" (1219 mm)
Laminated or Solid Ceramic Glazing	Area		1860 in ² (1.2 m ²)	4290 in ² (2.77 m ²)	4290 in ² (2.77 m ²)	4738 in ² (3.06 m ²)
	Width	Not Permitted	47-1/4" (1200 mm)	78" (1981 mm)	78" (1981 mm)	93-1/2" (2375 mm)
	Height		47-1/4" (1200 mm)	78" (1981mm)	78" (1981 mm)	93-1/2" (2375 mm)
Specialized Wired Glass	Area				4704 in ² (3.03 m ²)	4704 in ² (3.03 m ²)
	Qty of Lights				106" (2692 mm)	106" (2692 mm)
	Width	Not Permitted	Not Permitted	Not Permitted	106" (2692 mm)	106" (2692 mm)
1/4" (6mm) Wired Glass	Area				1296 in ² (0.84 m ²)	5268 in ² (3.4m ²)
	Width	Not Permitted	Not Permitted	Not Permitted	54" (1372 mm)	110-3/8" (2904 mm)
	Height				54" (1372 mm)	110-3/8" (2904 mm)

(a) NHS = No Hose Stream



150 Division Drive
Wilmington, NC 28401
www.CustomMetalProductsNC.com

Revised 032007

Phone: 866-893-3338
Fax: 866-963-1355
Info@CustomMetalProducts.bz