
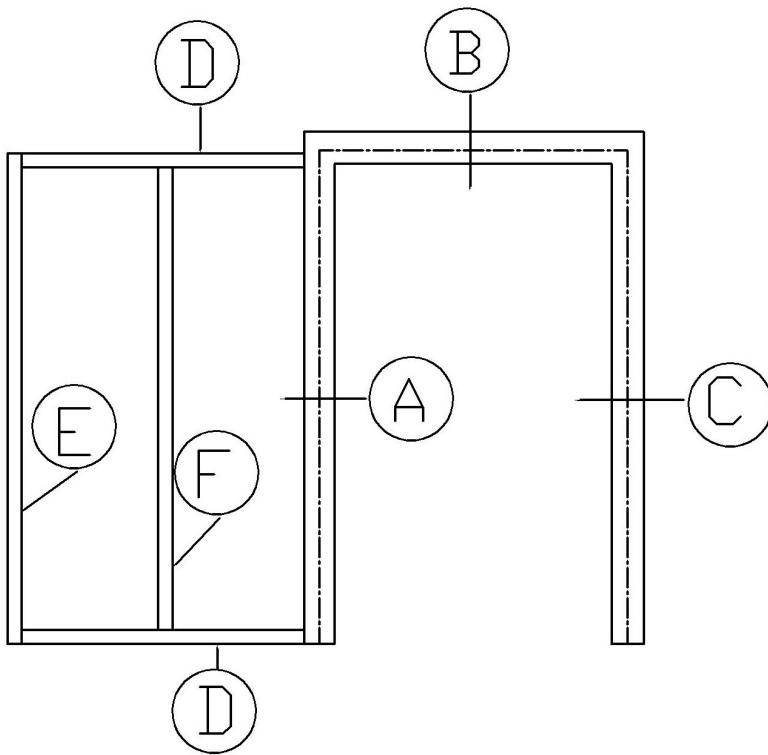
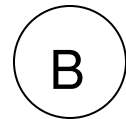
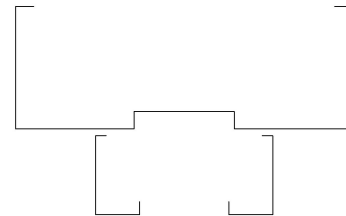


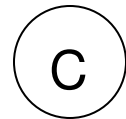
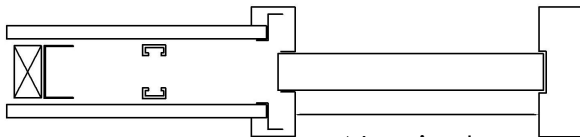
POCKET DOOR FRAME WITH SUB FRAME



Receiver Jamb

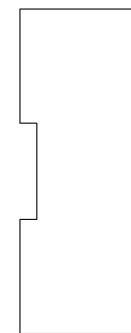


Head



Strike Jamb

Nominal
Door Size
Single -1"
Pairs -2"



$3\frac{5}{8}$ "

$3\frac{5}{8}$ "

$1\frac{1}{2}$ "



$1\frac{1}{2}$ "

$1\frac{1}{2}$ "



$1\frac{1}{2}$ "

2"



$\frac{5}{8}$ "

$\frac{1}{2}$ "

Head & Sill Sections
(-4 Bends)

End Jamb Sections
(-2 Bends)

Vertical Jamb Sections
(-4 Bends)



150 Division Drive
Wilmington, NC 28401
www.CustomMetalProductsNC.com
Revised 032007

Phone: 866-893-3338
Fax: 866-963-1355
Info@CustomMetalProducts.bz